

NOVEMBER Writing Activities

Let students feast on a cornucopia of writing activities that will keep their interest levels high all month long.



Say No to Turkey

Let students talk turkey! Have students write five reasons for not eating turkey on Thanksgiving from a turkey's point of view. Allow students to share their reasons with the class.

Word Bank Words



- | | |
|------------|------------|
| turkey | vegetables |
| frost | wheat |
| quilt | corn |
| cornucopia | squash |
| harvest | pie |
| thanks | dinner |
| fruit | feast |

Tasty Treats

November is a time to think about favorite foods! Give each student a paper plate. Have them write descriptions of favorite foods on the plates. Post the plates on a bulletin board or wall and let other classmates guess which foods are being described.

My Favorite Food

My favorite food is round and flat. It is made with dough. Some cooks throw it into the air and catch it. Then you put on tomato sauce, meat, and vegetables. Then you cook it and cut it into triangles.



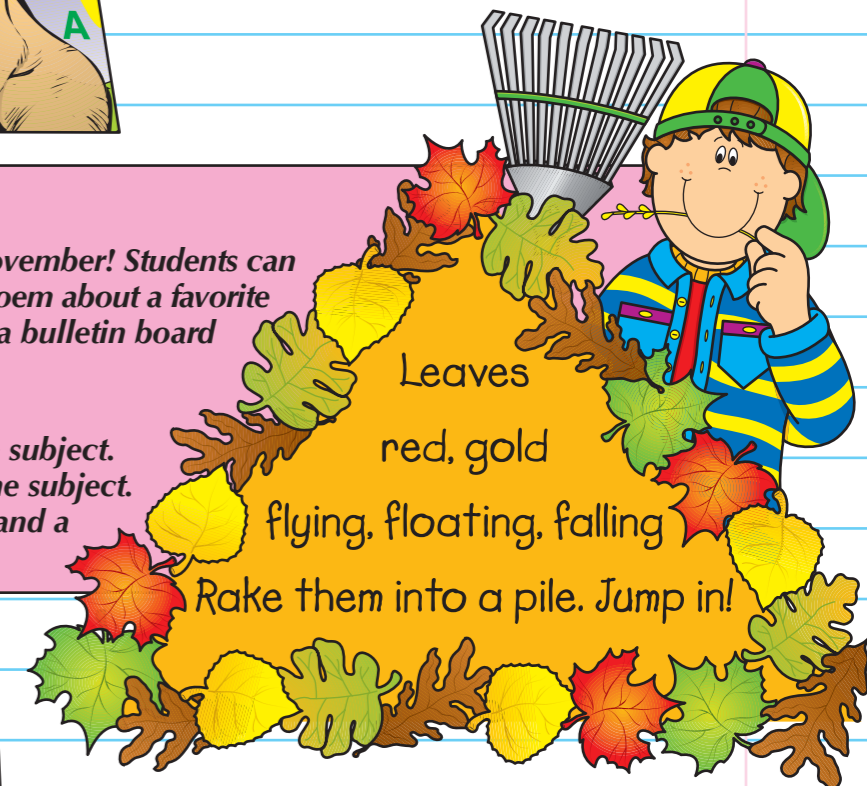
Traveling Letters

If you could go anywhere in the world, where would it be? Have each child choose a place he would like to visit and write a letter to a travel bureau or tourist agency asking for information about the destination. Mail the letters and have students use the information received to write a paragraph explaining what they found out.

Pyramid Poems

Let students show their appreciation for November! Students can follow the instructions to write a pyramid poem about a favorite November subject. Display the poems on a bulletin board titled November Poems.

- Line 1 is the subject.
- Line 2 has two adjectives that describe the subject.
- Line 3 has three -ing words that describe the subject.
- Line 4 is two statements or a statement and a question.



Different Diaries

Have each student choose a famous person who was born in November, such as Mark Twain, Benjamin Banneker, Marie Curie, Daniel Boone, etc., and write a diary entry reflecting a day in the life of that person.



proofreader's Marks

Mark it! Post a large chart showing several proofreader's marks. Include the symbols (at right) and any others the class is learning. Have children proofread each other's work using red pencils and the proofreader's mark!

- delete
- use capital letter
- insert period
- use lowercase
- transpose
- insert apostrophe